

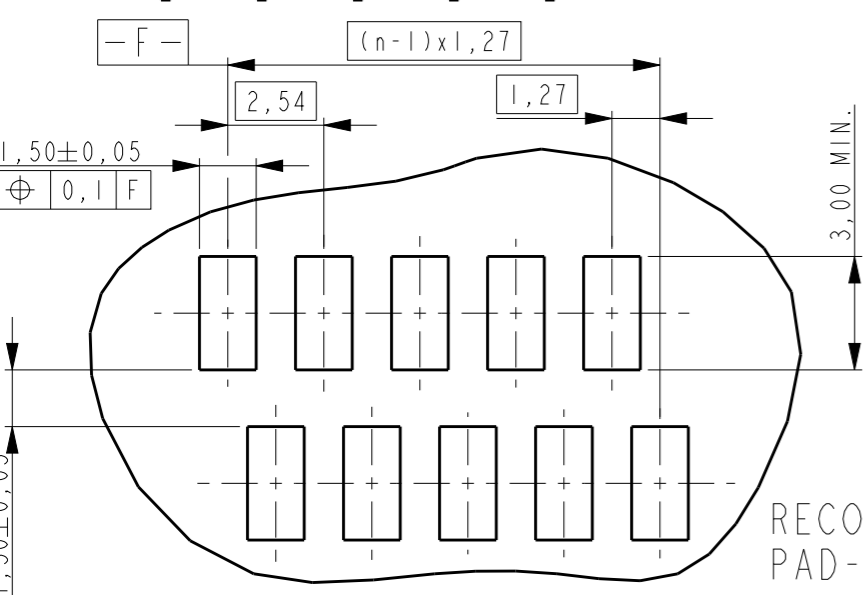
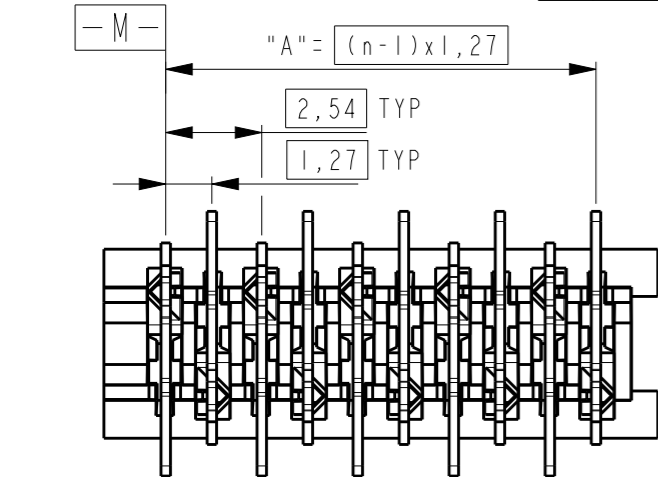
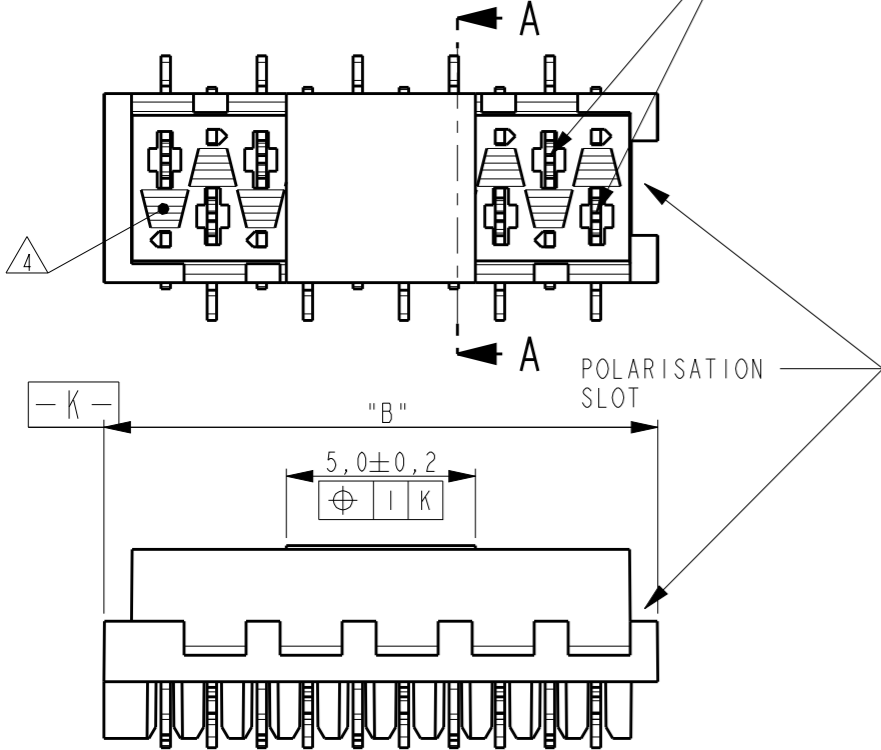
THIS DRAWING IS UNPUBLISHED. RELEASED FOR PUBLICATION. ALL RIGHTS RESERVED.

LOC H DIST -


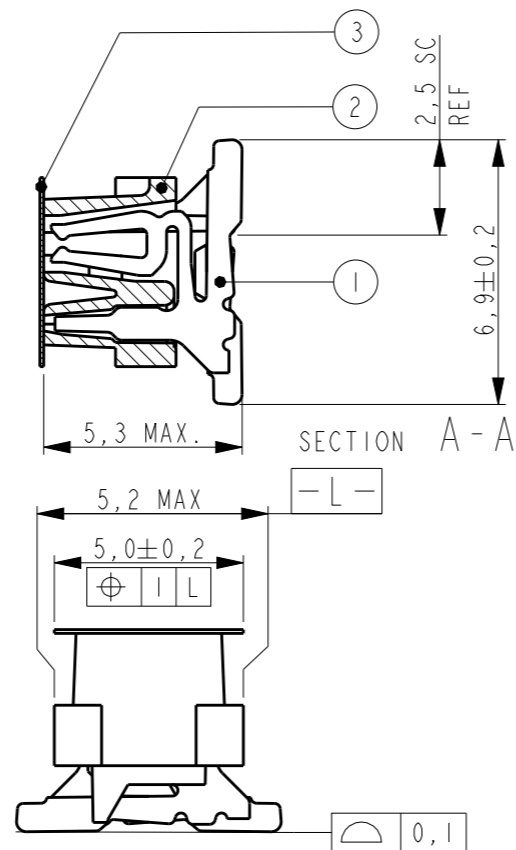
REVISIONS

P	LTR	DESCRIPTION	DATE	DWN	APVD
	S2	ADDED NOTE INDICATING POLARISATION SLOT	290CT2012	SP	RP

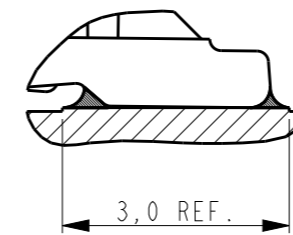
REFERENCE MATING INTERFACE PATTERN:
1,27 STAGGERED PITCH x 1,5 ROW-DISTANCE.



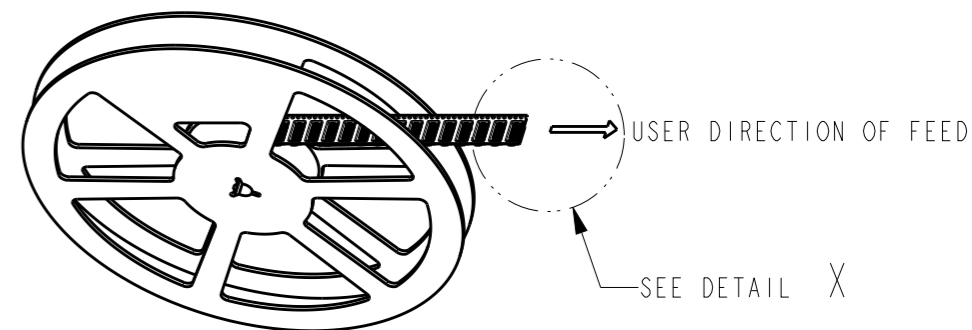
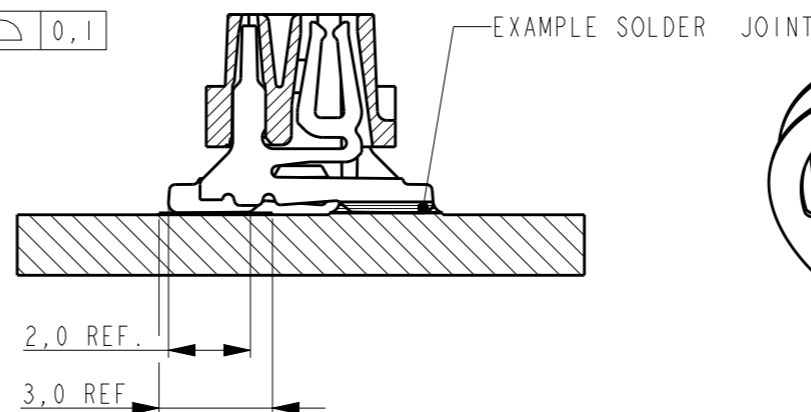
RECOMMENDED PC-BOARD PAD-LAYOUT TOP VIEW



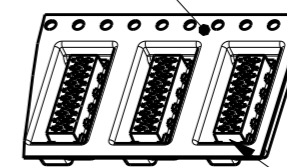
SCALE 3:1



SOLDER DETAIL SCALE 10:1



ACCORDING EIA-481/DIN IEC 286



DETAIL X SCALE 1:1 POLARIZATION-SLOT ON THIS SIDE.

NOTES:

- 1 TAPE FOR VACUUM P&P ONLY FOR DASHNUMBERS 7- /8- /9-
- 2 FOR PACKAGING SEE SHEET 2 OF 2
- 3 WITHOUT VACUUM TAPE.
- 4 CORING-OUTS FOR MANUFACTURING PURPOSE ONLY. SHAPE MAY VARY, BUT IS NOT FUNCTIONAL FOR THE APPLICATION.
- 5 SHOWN IS A 10 POSITION CONNECTOR.

1 PARTNUMBER VAC. TAPE.	3 PARTNUMBER	NR. OF POS. "n"	"A"	"B" MAX.
7-188275-4	0-188275-4	4	3,81	7,1
7-188275-6	0-188275-6	6	6,35	9,7
7-188275-8	0-188275-8	8	8,89	12,2
8-188275-0	1-188275-0	10	11,43	14,7
8-188275-2	1-188275-2	12	13,97	17,3
8-188275-4	1-188275-4	14	16,51	19,8
8-188275-6	1-188275-6	16	19,05	22,4
8-188275-8	1-188275-8	18	21,59	24,9
9-188275-0	2-188275-0	20	24,13	27,5

ITEM NO.	COMPONENT DESCRIPTION	MATERIAL	FINISH / COLOR
3	PICK&PLACE TAPE	KAPTON	AMBER TRANSPARENT
2	FEMALE HOUSING	G.F. POLYAMIDE	RED
1	FEMALE CONTACT	PHOSPHOR BRONZE	TIN OVER NICKEL

THIS DRAWING IS A CONTROLLED DOCUMENT.		DWN M. GOSSELINK	
DIMENSIONS: mm		CHK -	
TOLERANCES UNLESS OTHERWISE SPECIFIED:		APVD -	
0 PLC	±-	PRODUCT SPEC	108-19052
1 PLC	±-	APPLICATION SPEC	-
2 PLC	±-	WEIGHT	-
3 PLC	±-	CUSTOMER DRAWING	
4 PLC	±-		
ANGLES	±-		
MATERIAL	FINISH		

		TE Connectivity	
CONNECTOR, FEMALE-ON-BOARD TOP-ENTRY, SMD, Micro-MatCh			
SIZE	CAGE CODE	DRAWING NO	RESTRICTED TO
A3	00779	C=188275	-
SCALE 5:1		SHEET 1 OF 2	REV S2

THIS DRAWING IS UNPUBLISHED.

RELEASED FOR PUBLICATION

© COPYRIGHT -

ALL RIGHTS RESERVED.

LOC H DIST -

P LTR

REVISIONS

DESCRIPTION


DATE

DWN

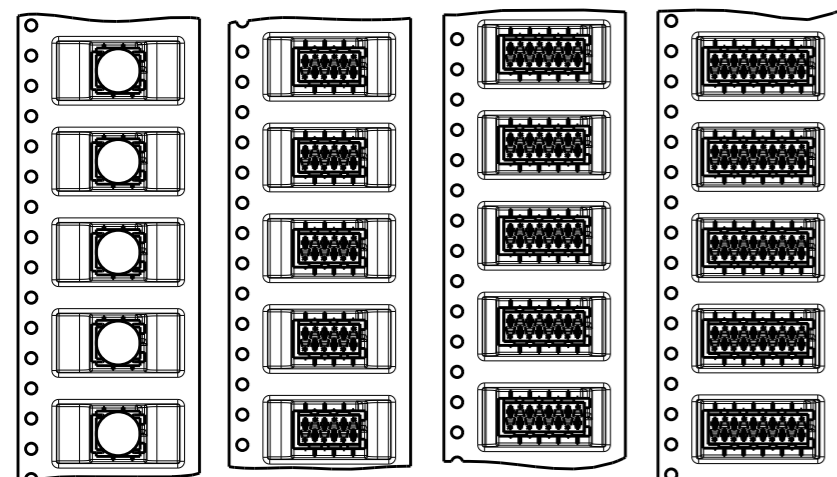
APVD

SEE SHEET 1

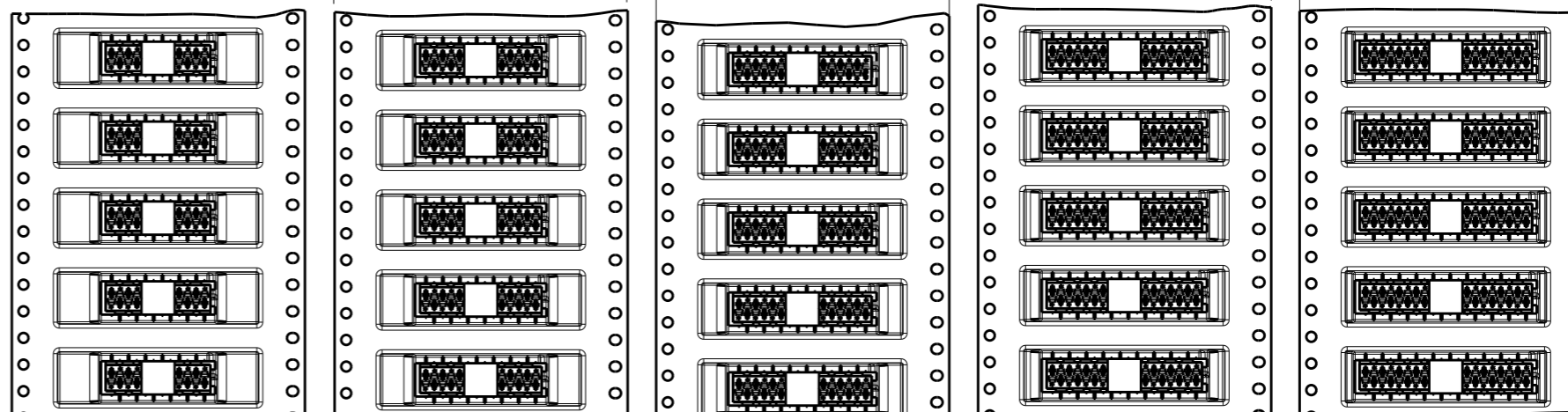
TAPE WIDTH 24 mm



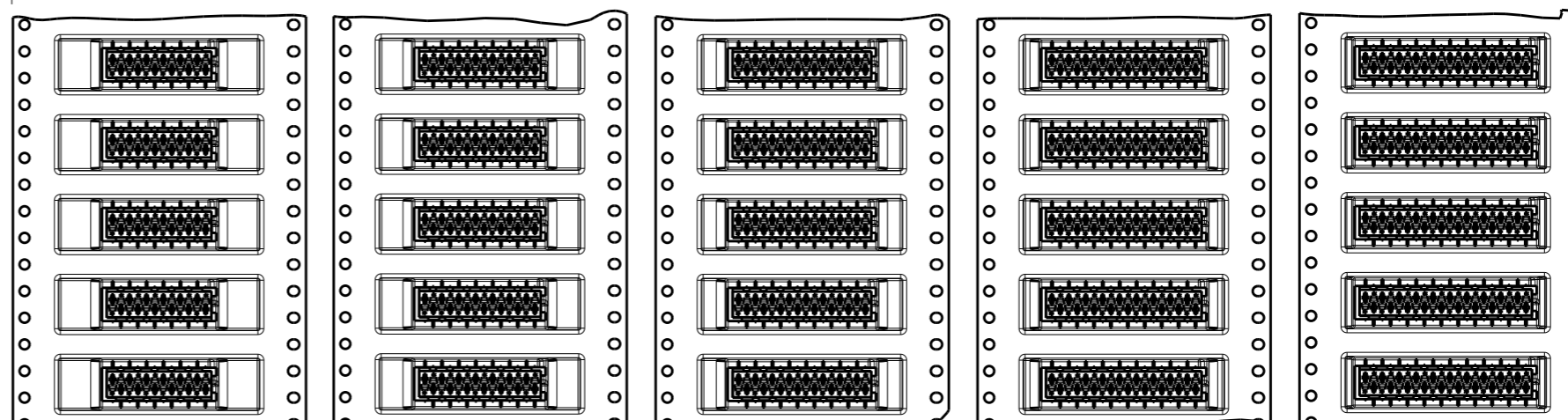
7-188275-4 4 POSITION 0-188275-4
7-188275-6 6 POSITION 0-188275-6
7-188275-8 8 POSITION 0-188275-8
8-188275-0 10 POSITION 1-188275-0



TAPE WIDTH 44 mm



8-188275-2 12 POSITION 1-188275-2
8-188275-4 14 POSITION 1-188275-4
8-188275-6 16 POSITION 1-188275-6
8-188275-8 18 POSITION 1-188275-8
9-188275-0 20 POSITION 2-188275-0



THIS DRAWING IS A CONTROLLED DOCUMENT.

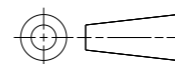
DWN M. GOSSELINK
CHK -
APVD -
PRODUCT SPEC 108-19052
APPLICATION SPEC -



CONNECTOR, FEMALE-ON-BOARD TOP-ENTRY, SMD, Micro-MaTch

DIMENSIONS:

mm



TOLERANCES UNLESS OTHERWISE SPECIFIED:

0 PLC ±-
1 PLC ±0.1
2 PLC ±0.05
3 PLC ±-
4 PLC ±-
ANGLES ±-
FINISH -

MATERIAL -

WEIGHT -

CUSTOMER DRAWING

SIZE A3 CAGE CODE 00779 DRAWING NO C-188275 RESTRICTED TO -

SCALE 1:1 SHEET 2 OF 2 REV S2