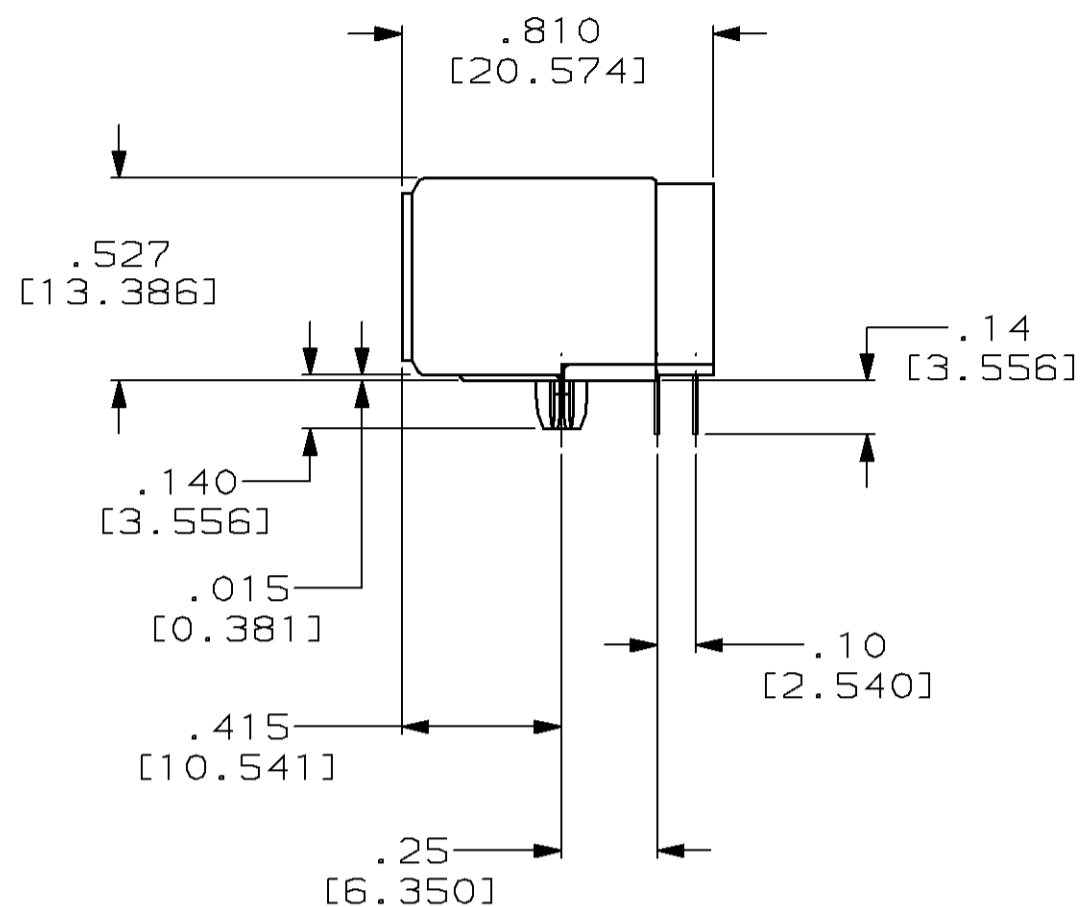
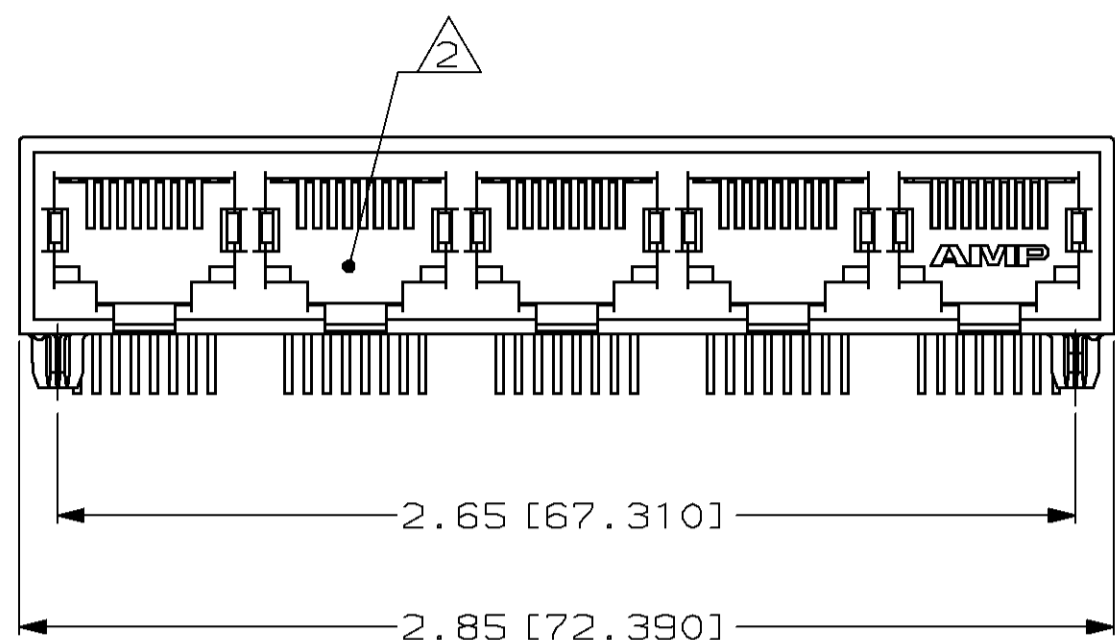
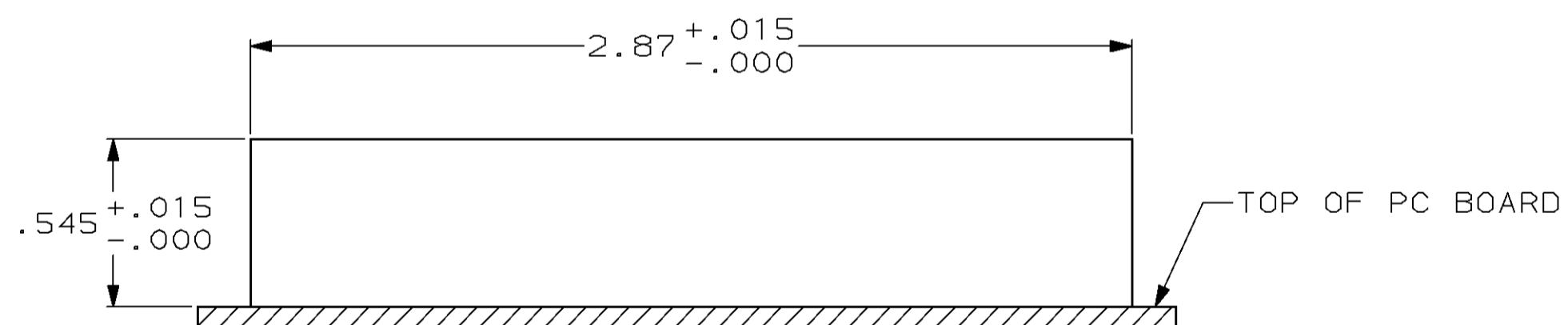
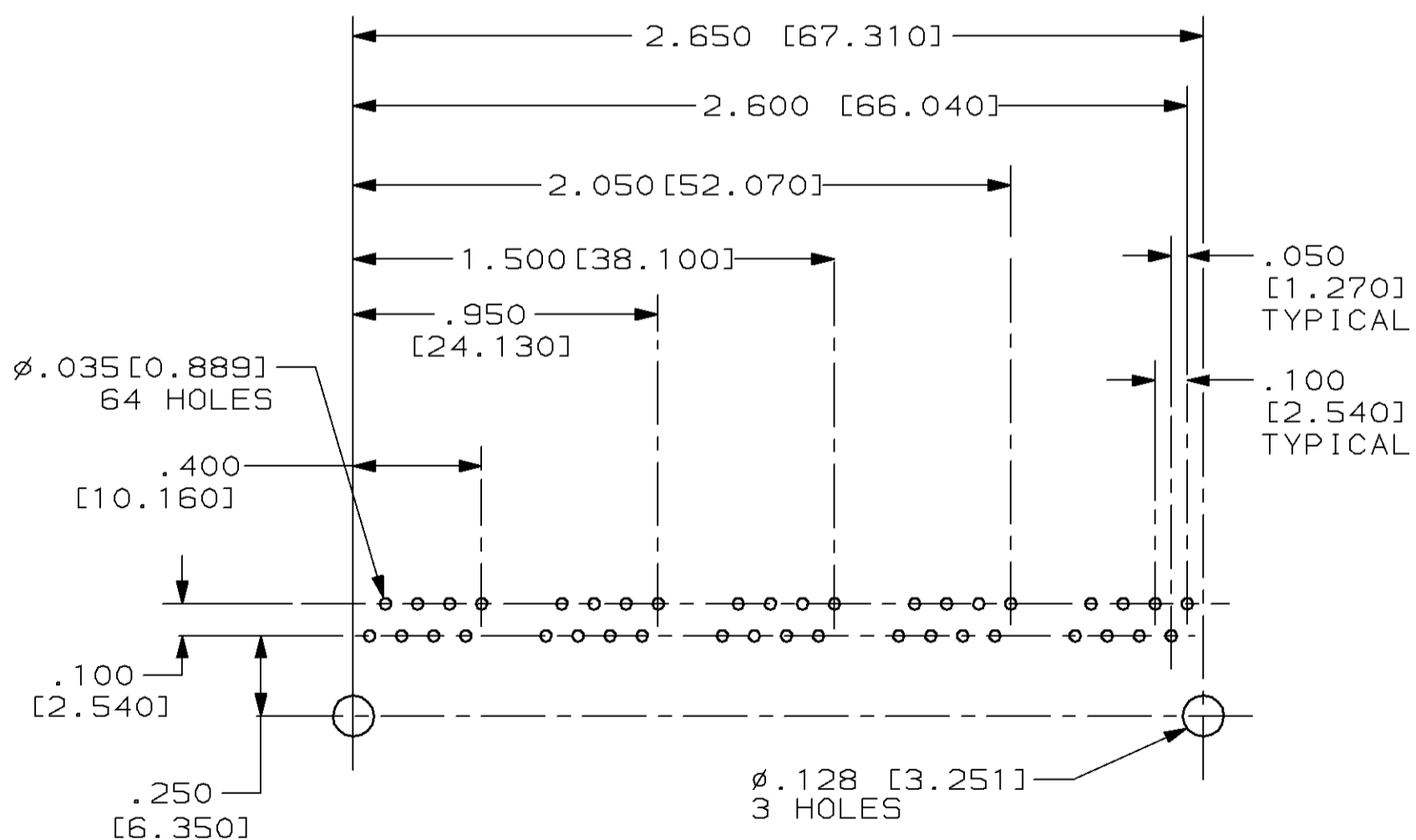


THIS DRAWING IS UNPUBLISHED. RELEASED FOR PUBLICATION  
 © COPYRIGHT 19 BY AMP INCORPORATED. ALL RIGHTS RESERVED.

Loc		DIST		REVISIONS			
P	LTR	DESCRIPTION		DATE	DWN	APVD	
AA	22	B		REV; EC 0502-0027-96	02JAN97	DS	EL



- 1 MATERIAL: HOUSING-HTN NYLON, BLACK, IR REFLOW PROCESSING COMPATIBLE, UL 94V-0. TERMINALS-.013[0.33] THICK PHOS BRONZE PLATED WITH .000050 [1.27μm] THICK HARD GOLD IN LOCALIZED AREA AND .000150 [3.18μm] THICK TIN-LEAD IN SOLDER AREA OVER .000050 [1.27μm] THICK NICKEL UNDERPLATE.
- 2 JACK CAVITY CONFORMS TO FCC RULES AND REGULATIONS, PART 68 SUBPART F.
- 3. ALL DIMENSIONS SHOWN ARE NOMINAL UNLESS OTHERWISE SPECIFIED.
- 4. ALL DIMENSIONS SHOWN IN BRACKETS [ ] ARE IN MILLIMETERS.



SUGGESTED PANEL CUTOUT

SUGGESTED PC BOARD LAYOUT  
 COMPONENT SIDE  
 SEE APPLICATION SPECIFICATION

557563-1  
 PART NO.

THIS DRAWING IS A CONTROLLED DOCUMENT FOR AMP INCORPORATED. IT IS SUBJECT TO CHANGE AND THE CONTROLLING ENGINEERING ORGANIZATION SHOULD BE CONTACTED FOR THE LATEST REVISION.		DWN V. SLACK 31 JAN92	AMP Incorporated Harrisburg, PA 17105-3608	
DIMENSIONS: INCHES [mm]		CHK B. FOX 08JUN92	NAME	
TOLERANCES UNLESS OTHERWISE SPECIFIED: 0 PLC ± 1 PLC ± 2 PLC ±.01 [0.254] 3 PLC ±.005 [0.127] 4 PLC ± ANGLES ± FINISH ±		APVD G. REED 08JUN92	PRODUCT SPEC 108-1392 APPLICATION SPEC 114-2048	
MATERIAL		WEIGHT -	SIZE A2	CAGE CODE 00779
DRAWING NO. C-557563		DRAWING NO. C-557563		SCALE 2:1
CUSTOMER DRAWING		SHEET 1 OF 1		REV B