

REVISIONS					
REV	ECO	DESCRIPTION	DATE	BY	APPR
A1	-	TECHNICAL DATA SHEET RELEASE	-	-	-
A2	-	ADDED DESCRIPTION	10/27/17	-	-

TECHNICAL DATA:

1) MATERIALS:

CONNECTOR: MB2CKN0900 CHECKMATE
 OVERMOLD: TPE
 CABLE: KA-56645

2) ELECTRICAL:

INSULATION RESISTANCE (MIN): 5000M OHMS
 DIELECTRIC TEST VOLTAGE: 2200V

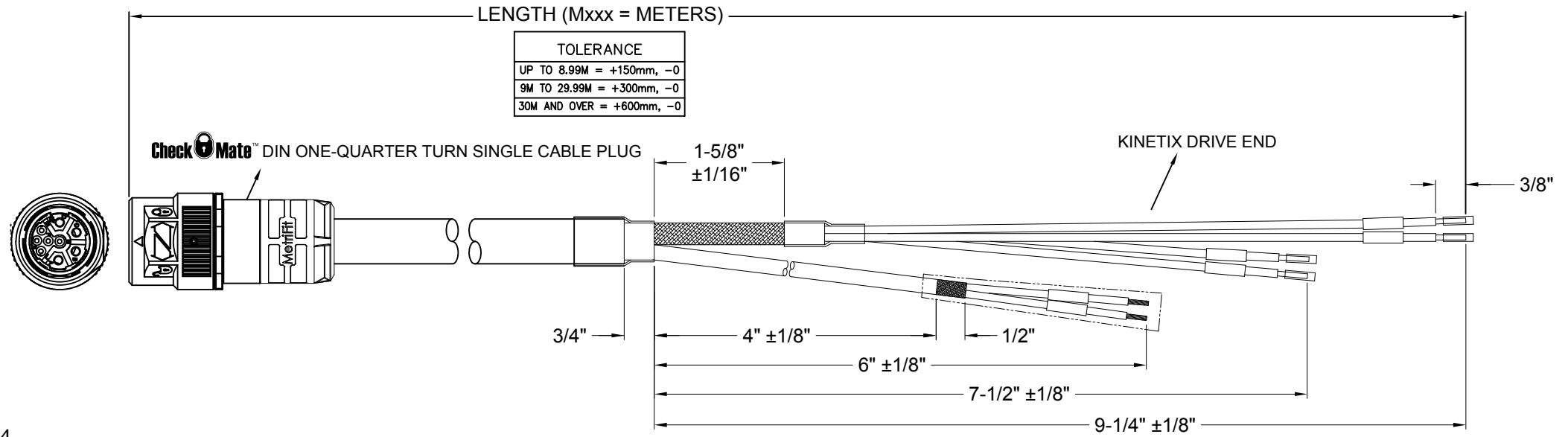
3) MECHANICAL:

TEMPERATURE RANGE: -40°C TO 105°C
 PROTECTION: IP67 (MATED CONDITION)
 MATING CYCLES: >500
 VIBRATION RESISTANCE PER MIL-STD-202 METHOD 204
 THERMAL SHOCK PER MIL-STD-202 METHOD 207
 48 HOUR SALT SPRAY PER MIL-STD-202 METHOD 101

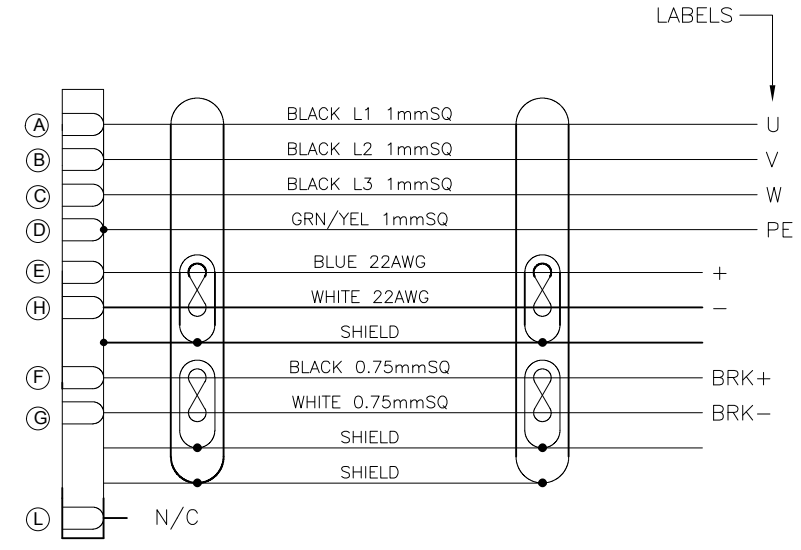
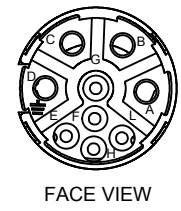
4) CABLE SPECIFICATIONS:

- NOMINAL O.D., 0.47" (11.9MM), JACKET COLOR: ORANGE DESINA RAL 2003, JACKET MATERIAL: POLYURETHANE (PUR).
 - Electrical Resistance at 20°C: ≤ 59,0 Ω/km (Section 0,34mm²)
 - ≤ 26,0 Ω/km (Section 0,75mm²)
 - ≤ 19,5 Ω/km (Section 1,00mm²)
 - Insulation Resistance 20°C: ≤ 500 MΩxkm
 - Test Voltage: 3 kVa.c.
 - Operating Voltage: 1000Va.c.
 - Capacitance 800 ÷ 1000Hz: 45 ± 15 pF/m - (2xAWG22)ST/SN (BUS)
 - Characteristic Impedance at 10MHz: 110 ± 10 Ω - (2xAWG22)ST/SN (BUS)
 - Capacitance 800 ÷ 1000Hz: ≤ 90 pF/m (Conductor/Conductor) 4x1mm²
 - ≤ 150 pF/m (Conductor/Shield) 4x1mm²
 - Temperature Range: -40°C to +80°C (static, dynamic and storage)
 - Minimum Bending Radius: 5 x Ø (Static Use) - 7 x Ø (Dynamic Use)
 - Max Speed: 300 m/min
 - Max Acceleration: 50 m/s²
 - Max Torsion: ± 30°/m
 - Chain length: 20m
 - Max Number of cycles: 5,000,000
- Flame Resistance:
- CEI 20-35-1-2, EN 50265-1-2, IEC 60332-1-2, UL VW-1, CSA FT1
- Halogen Free:
- CEI 20-37, EN 50267-2-1, IEC 60754-1
- Hydrocarbons and oil resistance:
- UL1581, VDE 0472 part 803 A/B, HD 22.10 S1, CNOMO E.03.40.150N

5) RoHS COMPLIANT



TOLERANCE
UP TO 8.99M = +150mm, -0
9M TO 29.99M = +300mm, -0
30M AND OVER = +600mm, -0



ROCKWELL P/N	AMPHENOL P/N
2090-CSBM1DF-18AAxx	P30627-Mxx
2090-CSBM1DF-18AA03	P30627-M3
2090-CSBM1DF-18AA05	P30627-M5
2090-CSBM1DF-18AA09	P30627-M9
2090-CSBM1DF-18AA10	P30627-M10
2090-CSBM1DF-18AA15	P30627-M15
2090-CSBM1DF-18AA20	P30627-M20



DO NOT SCALE DRAWING

QUANTITY	PART NUMBER	DESCRIPTION	ITEM
MATERIALS LIST			
UNLESS OTHERWISE SPECIFIED		SIGNATURES DATE	
1) All dimensions are in metric(mm).		DRAWN: MRF	10AUG15
2) Tolerances are as follows:		CHECKED: AA	27OCT17
1 PL DEC ±0.30		ENGINEER: RO	
2 PL DEC ±0.15		APPROVAL: WS	27OCT17
3 PL DEC ±0.08		CUSTOMER:	
3) Note reference = X		THIS DRAWING IS SUPPLIED FOR INFORMATION ONLY. DESIGN FEATURES, SPECIFICATIONS AND PERFORMANCE DATA SHOWN HEREON ARE THE PROPERTY OF THE AMPHENOL CORPORATION. NO RIGHTS OF REPRODUCTION ARE IMPLIED. ALL DIMENSIONS ARE SUBJECT TO NORMAL MANUFACTURING VARIATIONS.	
MATERIAL SPECIFICATIONS:		SINGLE MOTOR CABLE, M23 CHECKMATE, 1000V HYBRID CABLE WITH 4 POWER (18AWG), 2 FEEDBACK (DIGITAL COMMUNICATION) AND 2 BRAKE CONDUCTORS, DRIVE-END FLYING LEADS	
PROCESS SPECIFICATIONS:		SIZE	TYPE
NEXT ASSY:		C-	P30627-Mxx
		DWG NO:	REVISION
		C-P30627	A2
		SCALE: NONE	SHEET 1 OF 1

TITLE: CABLE ASSEMBLY
 DWG NO: C-P30627-Mxx
 REV: A1
 SH: 1
 OF: 1